



ASX:ARI



ARIKA RESOURCES

Yundamindra Gold Project

Investor Presentation

October 2024

Disclaimer

Disclaimer and Forward-Looking Statements

This announcement may contain certain “forward-looking statements” which may not have been based solely on historical facts, but rather may be based on the Company’s current expectations about future events and results. Where the Company expresses or implies an expectation or belief as to future events or results, such expectation or belief is expressed in good faith and believed to have reasonable basis. However, forward-looking statements:

- (a) are necessarily based upon a number of estimates and assumptions that, while considered reasonable by the Company, are inherently subject to significant technical, business, economic, competitive, political and social uncertainties and contingencies;
- (b) involve known and unknown risks and uncertainties that could cause actual events or results to differ materially from estimated or anticipated events or results reflected in such forward-looking statements. Such risks include, without limitation, resource risk, metals price volatility, currency fluctuations, increased production costs and variances in ore grade or recovery rates from those assumed in mining plans, as well as political and operational risks in the countries and states in which the Company operates or supplies or sells product to, and governmental regulation and judicial outcomes; and
- (c) may include, among other things, statements regarding estimates and assumptions in respect of prices, costs, results and capital expenditure, and are or may be based on assumptions and estimates related to future technical, economic, market, political, social and other conditions.

The words “believe”, “expect”, “anticipate”, “indicate”, “contemplate”, “target”, “plan”, “intends”, “continue”, “budget”, “estimate”, “may”, “will”, “schedule” and similar expressions identify forward-looking statements.

All forward-looking statements contained in this presentation are qualified by the foregoing cautionary statements. Recipients are cautioned that forward-looking statements are not guarantees of future performance and accordingly recipients are cautioned not to put undue reliance on forward-looking statements due to the inherent uncertainty therein.

The Company disclaims any intent or obligation to publicly update any forward-looking statements, whether as a result of new information, future events or results or otherwise.

Arika Resources Limited confirms that the Company is not aware of any new information or data that materially affects the information included in the relevant market announcements and, in the case of “exploration results” that all material assumptions and technical parameters underpinning the “exploration results” in the relevant announcements referenced apply and have not materially changed.

No New Information

To the extent that this announcement contains references to prior exploration results which have been cross referenced to previous market announcements made by the Company, unless explicitly stated, no new information is contained. The Company confirms that it is not aware of any new information or data that materially affects the information included in the relevant market announcements and, in the case of estimates of Mineral Resources, that all material assumptions and technical parameters underpinning the estimates in the relevant market announcements continue to apply and have not materially changed.

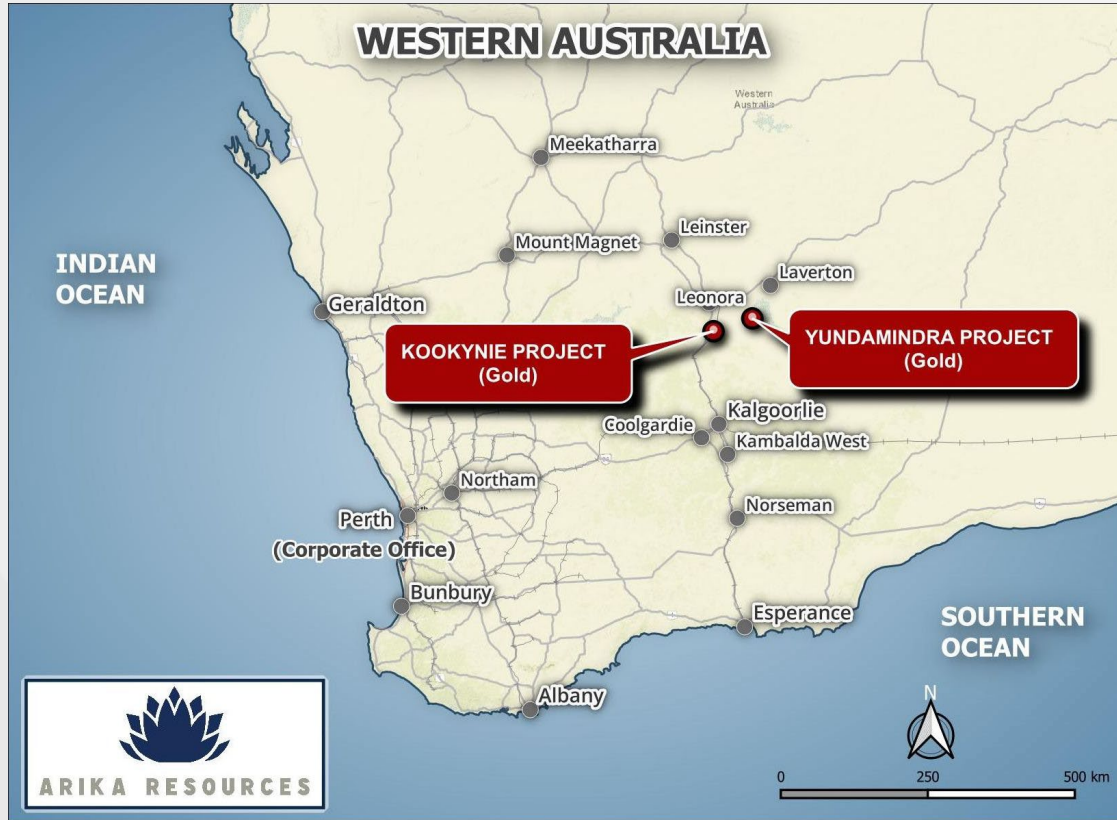
Complete details of the Kookynie Mineral Resources (McTavish, Champion and Leipold deposits) (1.58Mt @ 1.6 g/t Au for 81,000 oz Au) and the associated Competent Persons Statement were published in the ASX Announcement “Kookynie Maiden JORC 2012 Mineral Resource Estimate” by ARI (previously MCT) dated 1st April 2022. Arika Resources Limited reports that it is not aware of any new information or data that materially affects the information included in that Mineral Resource announcement and that all material assumptions and technical parameters underpinning the estimates in the relevant market announcement continue to apply and there have been no adverse material changes.

* ASX Announcements; This presentation contains exploration results, historic exploration results, gold resource information as well as other relevant information regarding Arika Resources Limited’s Kookynie and Yundamindra Gold Projects as originally reported in fuller context in Arika Resources Limited ASX Announcements as published on the Company’s website. Announcement dates to refer to include but are not limited to 06/05/2019, 21/01/2020, 09/06/2020, 25/06/2020, 25/08/2020, 03/05/2021, 18/03/2021, 01/04/2022, 12/07/2024, 15/07/2024, 22/07/2024, 14/08/2024, 18/09/2024, 20/09/2024 and 26/09/2024. The Company confirms that it is not aware of any new information or data that materially affects the information included in these prior announcements.

Cautionary Statements

The Production details for the Altona, Cosmopolitan, Landed at Last, Bonaparte and Pennyweight Point Mines are referenced from publicly available data sources. The source and date of the production data reported has been referenced in the body of this announcement where production data has been reported. The historical production data have not been reported in accordance with the JORC Code 2012. A Competent Person has not done sufficient work to disclose the historical production data in accordance with the JORC Code 2012. It is possible that following further evaluation and/or exploration work that the confidence in the prior reported production data may be reduced when reported under the JORC Code 2012. Nothing has come to the attention of the Company that causes it to question the accuracy or reliability of the historical production data, and an assessment of the additional exploration or evaluation work that is required to report the data in accordance with JORC Code 2012 will be undertaken as part of the Company’s development plan.

Who is Arika Resources?



West Australian gold explorer drilling for high-grade discoveries

- Two rapidly emerging high-grade projects strategically located between the gold mining centers of Leonora and Laverton.
- **Over 18,000 ha** of prospective Eastern Goldfields terrain in an endowed area with multiple Resources.
- Both the Yundamindra and Kookynie Gold Projects host:
 - Significant historical intercepts
 - High grade close to surface mineralization, which remains open
 - **All significant deposits on mining leases**
 - A number of mills within ~50km which could toll treat ore.

Yundamindra Gold Project



ARIKA RESOURCES

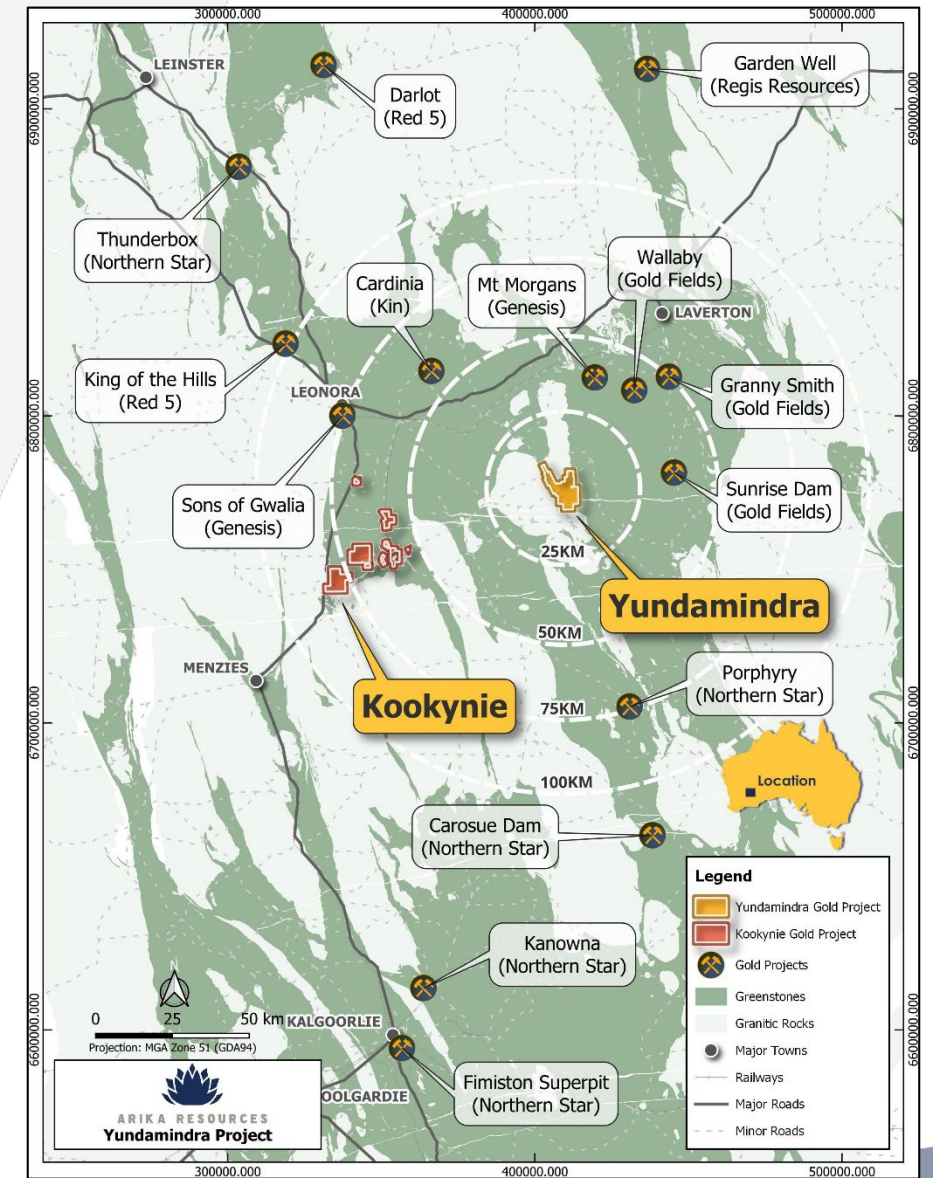


The Yundamindra Gold Project



ARIKA RESOURCES

- Orogenic Lode Gold Style with high-grade, close to surface mineralisation.
- Significant historical production of 74kt @ **19.3 g/t Au** for 45,000 ounces¹
- Over 140 historical significant high grade intercepts of above 4m @ 2g/t Au, with mineralisation open along strike and limited exploration at depth.
- Over 20kms of potential strike interpreted so far and only ~20% drill tested to date.
- Within 75km of multiple >1 Moz gold deposits and close trucking distance to numerous under capacity mills.



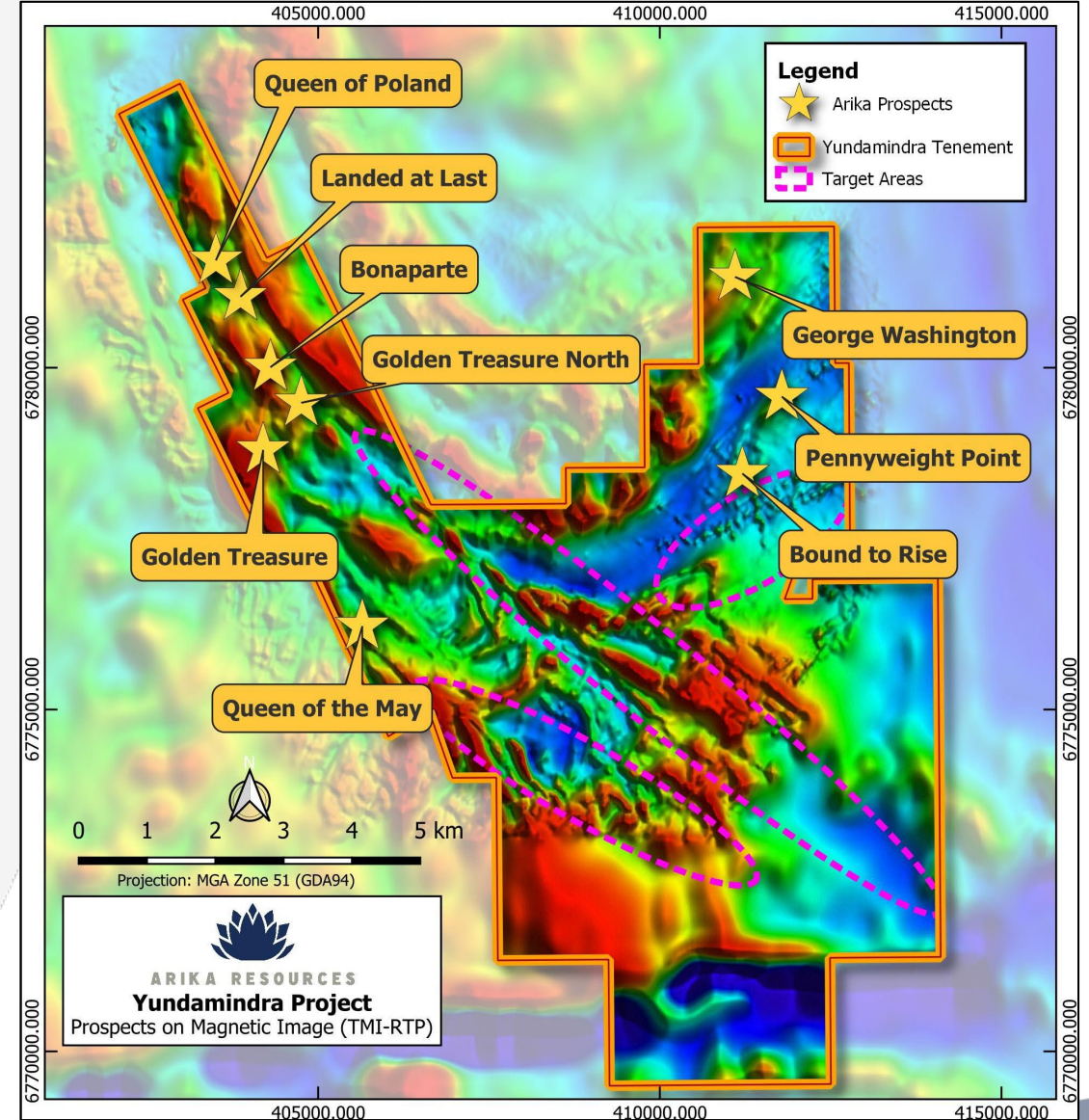
¹ Please refer to ASX Announcement "Metalicity Farms into Eastern Goldfields Gold Projects" dated 6 May 2019.

The Yundamindra Gold Project



ARIKA RESOURCES

- 13 contiguous tenements, including **9 mining licences**.
- Total land area under control is circa 8,000 ha which is highly prospective and significantly under-explored.
- Three high priority gold deposits on mining leases in Landed at Last, Pennyweight Point and Bonaparte.
- Multiple second order gold prospects.
- Established pipeline of brownfield and greenfield targets.



Arika's Maiden Drilling Program at Yundamindra



- First programs at the Yundamindra project in over 10 years: 77 drillholes for ~6,000 metres of RC at Pennyweight Point, Landed at Last and Bonaparte prospects.
- Methodical approach to initial exploration, with campaign of confirmation drilling to confirm gold grades, as well as extensional drilling.
- Company's longest and best grade intersection returned of **30m @ 3.86 g/t Au from 89m (YMRC069)**² at the Pennyweight Point prospect.
- Importantly, results to date provide validation of historical drill results, which saves millions of \$ worth of drilling, to invest in extending mineralisation and new discoveries.

²Please refer to ASX Announcement "Exceptional 30m @ 3.86 g/t Au Intercepted at Yundamindra" dated 20/09/2024.

Pennyweight Point Prospect




ARIKA RESOURCES

Outstanding significant intercepts returned to date, including the Company's longest and best intersection recorded, with significant results including^{2,3}:

- **30m @ 3.86 g/t Au from 89m** (YMRC069)
- **30m @ 2.36 g/t Au from 64m** (YMRC060)
- 23m @ 2.84 g/t Au from 53m (YMRC059)
- 13m @ 2.60 g/t Au from 82m (YMRC062)

Intercepts extend mineralisation, which remains open at depth and along strike.

Assays from 12 holes pending from maiden drilling at Pennyweight Point.



²Please refer to ASX Announcement "Exceptional 30m @ 3.86 g/t Au Intercepted at Yundamindra" dated 20/09/2024

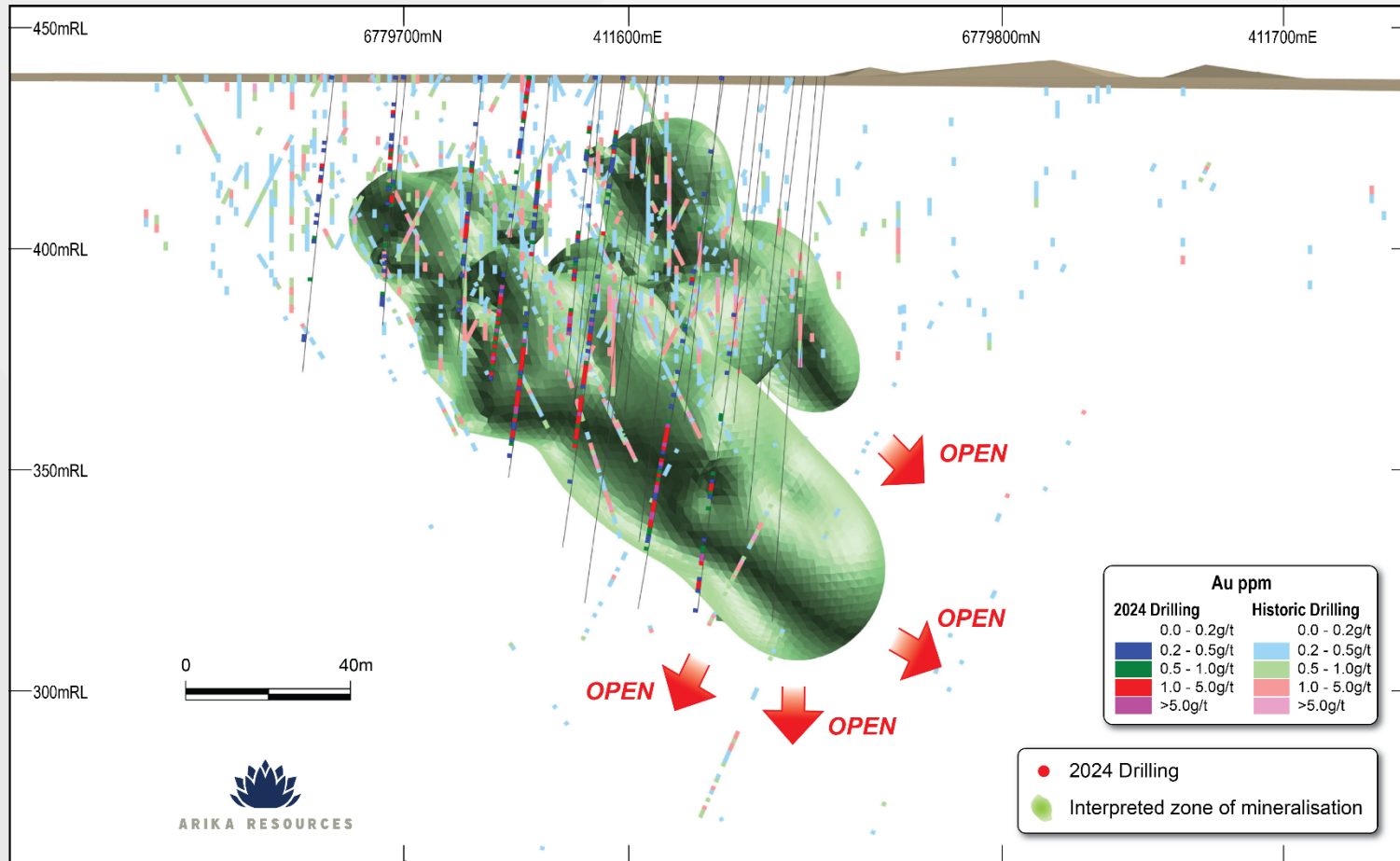
³Please refer to ASX Announcement "Pennyweight Point Delivers More Thick High Grade Gold Hits" dated 26/09/2024

The Yundamindra Gold Project



ARIKA RESOURCES

Pennyweight Point Prospect



Importantly, mineralised intercepts correlate with historical drill results, providing validation to historical outstanding shallow, high grade results, including¹:

- 8m @ 56.36 g/t Au from 44m (PV095)
- 4m @ 26.14 g/t Au from 36m (PV055)
- 6m @ 13.69 g/t Au from 46m (PV105)
- 8m @ 7.51 g/t Au from 36m (P008)
- 12m @ 6.27 g/t Au from 16m (PIV049)
- 20m @ 3.05 g/t Au from 50m (PV050)

¹ Please refer to ASX Announcement "Metalicity Farms into Eastern Goldfields Gold Projects" dated 6 May 2019.

Pennyweight Point Drill Hits Provide Platform for Growth

Sample of historical intercepts at Pennyweight Point, Yundamindra Gold Project, including:¹

Hole_ID	Prospect	Intercept Description
PV095	Pennyweight Point	8m @ 56.36 g/t Au from 44 m
PV055	Pennyweight Point	4m @ 26.14 g/t Au from 36 m
PV105	Pennyweight Point	6m @ 13.69 g/t Au from 46 m
PIV049	Pennyweight Point	12m @ 6.27 g/t Au from 16 m
PV050	Pennyweight Point	20m @ 3.05 g/t Au from 50 m
P008	Pennyweight Point	8m @ 7.51 g/t Au from 36 m
PDDH004	Pennyweight Point	2m @ 26.31 g/t Au from 121.1 m
PV043	Pennyweight Point	8m @ 5.34 g/t Au from 48 m
P055	Pennyweight Point	7m @ 5.44 g/t Au from 87 m
PDDH003	Pennyweight Point	4m @ 7.73 g/t Au from 103.3 m
P013	Pennyweight Point	6m @ 4.95 g/t Au from 54 m
PIV048	Pennyweight Point	4m @ 6.94 g/t Au from 60 m
P013	Pennyweight Point	6m @ 3.99 g/t Au from 62 m
PIV038	Pennyweight Point	2m @ 11.9 g/t Au from 46 m
PIV049	Pennyweight Point	4m @ 5.75 g/t Au from 30 m
PH001	Pennyweight Point	4.5m @ 4.02 g/t Au from 94.5 m
P024	Pennyweight Point	6m @ 2.99 g/t Au from 56 m
P046	Pennyweight Point	3m @ 5.6 g/t Au from 89 m
P009	Pennyweight Point	6m @ 2.59 g/t Au from 64 m
P040	Pennyweight Point	2m @ 7.77 g/t Au from 45 m

Hole_ID	Prospect	Intercept Description
P040	Pennyweight Point	2m @ 7.77 g/t Au from 45 m
PIV050	Pennyweight Point	2m @ 7.44 g/t Au from 48 m
P019	Pennyweight Point	8m @ 1.83 g/t Au from 64 m
PV043	Pennyweight Point	6m @ 2.43 g/t Au from 40 m
P044	Pennyweight Point	5m @ 2.86 g/t Au from 68 m
PDDH004	Pennyweight Point	3m @ 4.76 g/t Au from 128.1 m
PIV048	Pennyweight Point	4m @ 3.33 g/t Au from 48 m
PDDH003	Pennyweight Point	6m @ 2.2 g/t Au from 113.3 m
PV045	Pennyweight Point	2m @ 6.35 g/t Au from 62 m
PV073	Pennyweight Point	2m @ 6.25 g/t Au from 28 m
PIV038	Pennyweight Point	6m @ 2.02 g/t Au from 16 m
P021	Pennyweight Point	4m @ 3.01 g/t Au from 44 m
P026	Pennyweight Point	6m @ 1.84 g/t Au from 56 m
PV045	Pennyweight Point	6m @ 1.79 g/t Au from 52 m
PV051	Pennyweight Point	4m @ 2.64 g/t Au from 14 m
P014	Pennyweight Point	6m @ 1.75 g/t Au from 58 m
PIV004	Pennyweight Point	2m @ 5.25 g/t Au from 2 m
PV103	Pennyweight Point	4m @ 2.6 g/t Au from 30 m
PV057	Pennyweight Point	2m @ 5 g/t Au from 32 m
PV093	Pennyweight Point	3m @ 3.32 g/t Au from 64 m

¹ Please refer to ASX Announcement "Metalicity Farms into Eastern Goldfields Gold Projects" dated 6 May 2019.

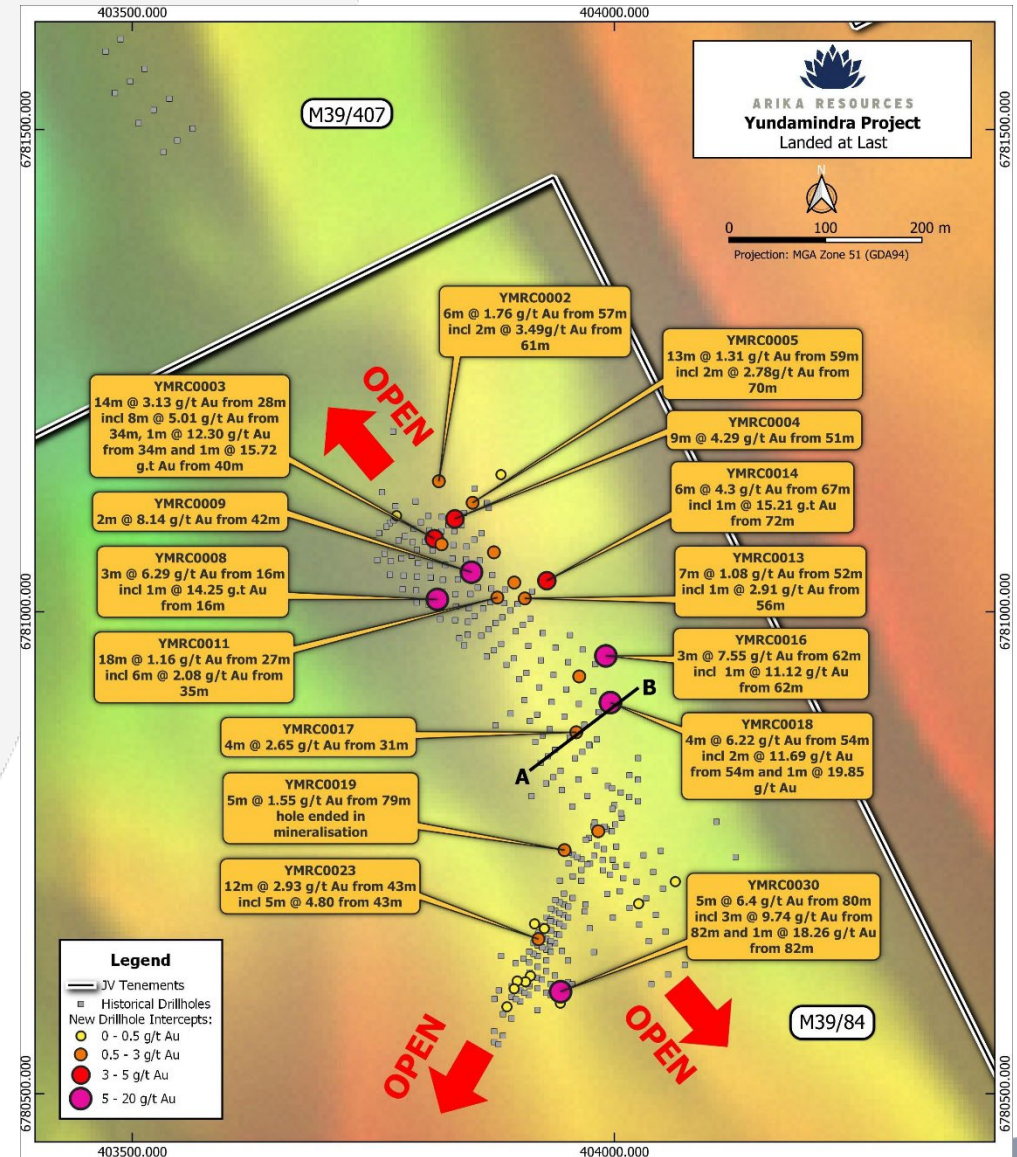
The Yundamindra Gold Project



ARIKA RESOURCES

Landed at Last

- Recent drilling results correlate with historic gold mineralisation with significant intercepts including⁴:
 - 14m @ 3.13 g/t Au from 28m (YMRC0003)
 - 9m @ 4.29 g/t Au from 51m (YMRC0004)
 - 12m @ 2.93 g/t Au from 43m (YMRC0023)
 - 5m @ 6.40 g/t Au from 80m (YMRC0030).
- Open at depth and along strike in all directions.
- Follow-up drilling program was completed in August 2024, with assays from 10 holes pending³.
- QAQC of recent drilling will help improve historical data for incorporation into a JORC compliant MRE.



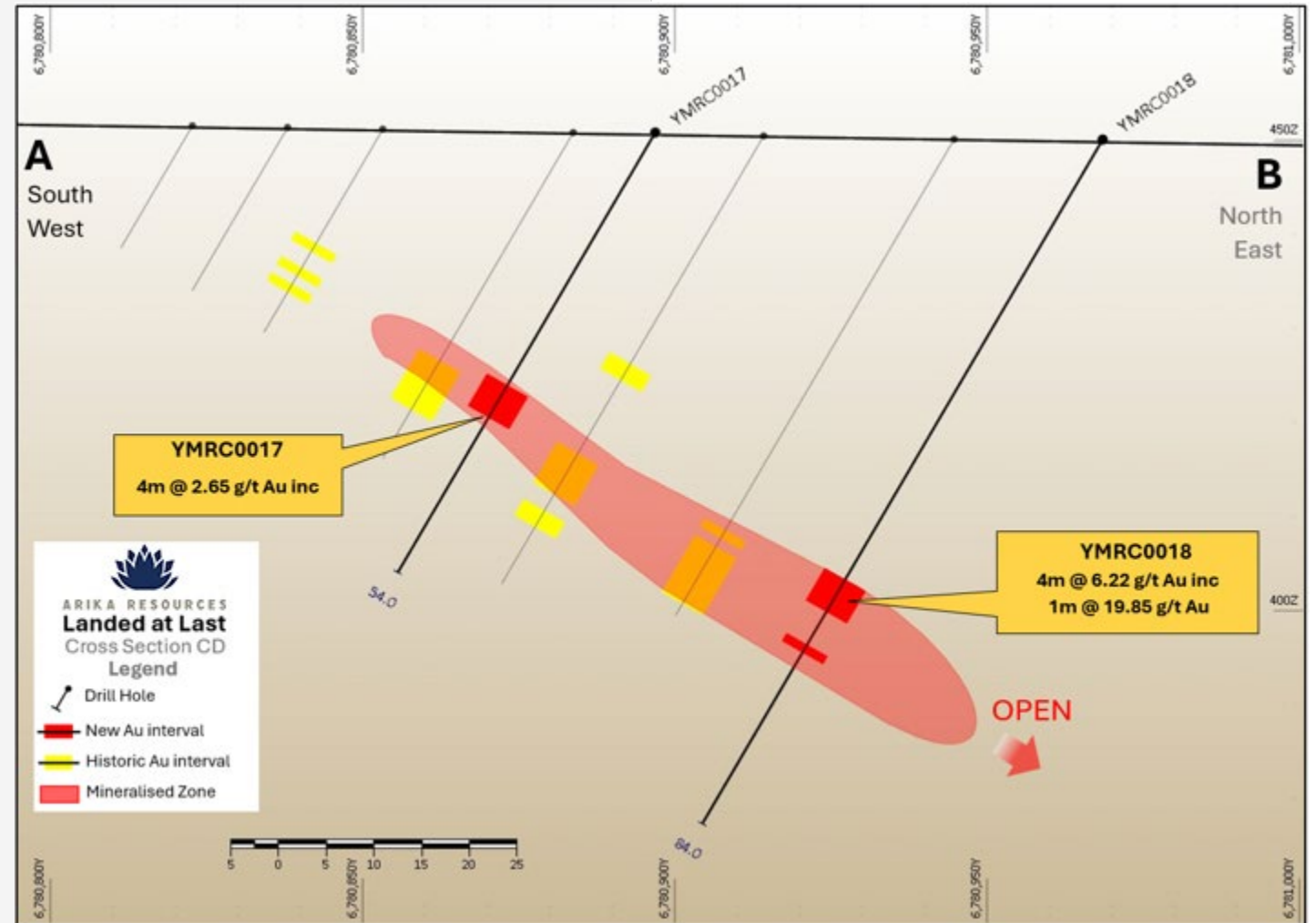
³Please refer to ASX Announcement "Pennyweight Point Delivers More Thick High Grade Gold Hits" dated 26/09/2024

⁴Please refer to ASX Announcement "Significant Gold Intersections and Mineralised Extensions at Depth Returned at Yundamindra " dated 15 July 2024.

The Yundamindra Gold Project

Landed at Last

- Recent extensional drillholes confirms mineralisation open at depth with significant intercepts including⁴;
 - 6m @ 4.30 g/t Au from 67m (YMRC0014)
 - 4m @ 6.22 g/t Au from 54m (YMRC0018)
 - 3m @ 7.55 g/t Au from 62m (YMRC0016)
 - 13m @ 1.31 g/t Au from 59m (YMRC0005)
- Drilling all within 100m of surface.
- Gold mineralisation also present outside of interpreted main lode.



⁴ Please refer to ASX Announcement "Significant Gold Intersections and Mineralised Extensions at Depth Returned at Yundamindra" dated 15 July 2024.

Building From Landed at Last Historical Drilling

Arika Resources Limited's maiden drilling has provided validation of historical intercepts at Landed at Last, Yundamindra Gold Project, including: ¹

Hole_ID	Prospect	Intercept Description
LW34	Landed at Last	10m @ 9.99 g/t Au from 10 m
LW33	Landed at Last	9m @ 8.56 g/t Au from 36 m
LN93	Landed at Last	6m @ 11.18 g/t Au from 41 m
LW32	Landed at Last	11m @ 5.85 g/t Au from 40 m
LN11	Landed at Last	2m @ 23.29 g/t Au from 30 m
LW65	Landed at Last	6m @ 7.54 g/t Au from 42 m
LW87	Landed at Last	12m @ 3.46 g/t Au from 62 m
LW19	Landed at Last	3m @ 13.42 g/t Au from 25 m
LW5	Landed at Last	7m @ 5.39 g/t Au from 12 m
LW83	Landed at Last	9m @ 3.78 g/t Au from 52 m
LW75	Landed at Last	6m @ 5.6 g/t Au from 42 m
LW14	Landed at Last	3m @ 10.23 g/t Au from 18 m
LN13	Landed at Last	11m @ 2.47 g/t Au from 37 m
LN102	Landed at Last	2m @ 13.6 g/t Au from 16 m
LND1	Landed at Last	1m @ 25 g/t Au from 41 m
LW82	Landed at Last	3m @ 8.34 g/t Au from 39 m
LN7	Landed at Last	1m @ 24.9 g/t Au from 38 m
LN71	Landed at Last	4m @ 6.12 g/t Au from 32 m
LN140	Landed at Last	4m @ 6.06 g/t Au from 51 m
LN26	Landed at Last	5m @ 4.82 g/t Au from 46 m
LN38	Landed at Last	4m @ 5.72 g/t Au from 56 m
LW71	Landed at Last	7m @ 3.26 g/t Au from 30 m
LW48	Landed at Last	4m @ 5.04 g/t Au from 52 m
LW51	Landed at Last	3m @ 6.68 g/t Au from 49 m

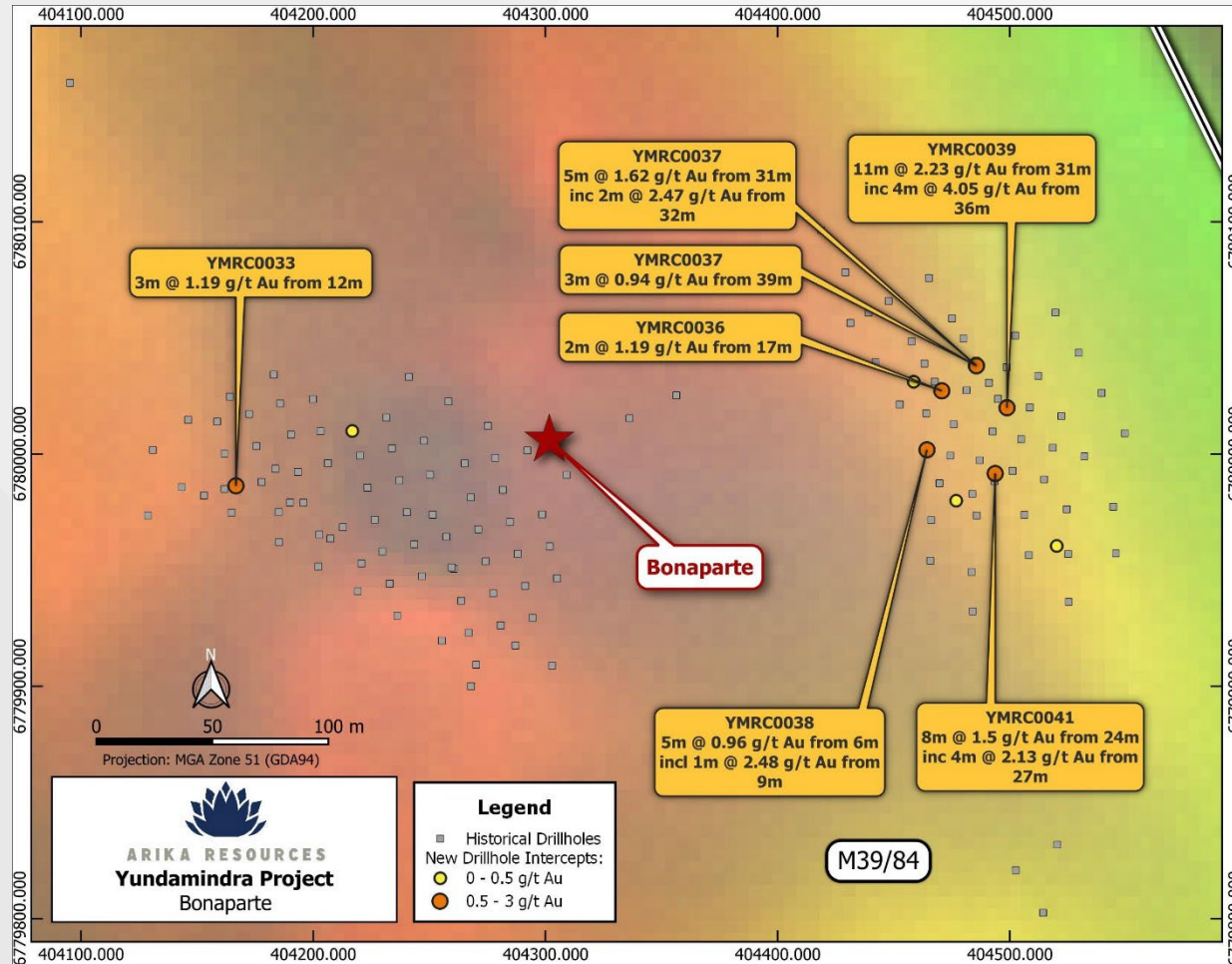
Hole_ID	Prospect	Intercept Description
LW51	Landed at Last	3m @ 6.68 g/t Au from 49 m
LN115	Landed at Last	7m @ 2.78 g/t Au from 38 m
LW29	Landed at Last	7m @ 2.77 g/t Au from 43 m
LW28	Landed at Last	5m @ 3.73 g/t Au from 34 m
LW96A	Landed at Last	4m @ 4.49 g/t Au from 28 m
LN19	Landed at Last	4m @ 4.46 g/t Au from 10 m
LN44	Landed at Last	4m @ 4.46 g/t Au from 2 m
LND1	Landed at Last	2.2m @ 8.09 g/t Au from 33.8 m
LC24	Landed at Last	2m @ 8.76 g/t Au from 25 m
LW81	Landed at Last	3m @ 5.85 g/t Au from 32 m
LW80	Landed at Last	3m @ 5.56 g/t Au from 16 m
LW1	Landed at Last	2m @ 8.29 g/t Au from 16 m
LW41	Landed at Last	3m @ 5.4 g/t Au from 10 m
LW74	Landed at Last	4m @ 4.05 g/t Au from 31 m
LN91	Landed at Last	6m @ 2.68 g/t Au from 40 m
LW8	Landed at Last	3m @ 5.32 g/t Au from 46 m
LC14	Landed at Last	2m @ 7.83 g/t Au from 34 m
LN64	Landed at Last	4m @ 3.93 g/t Au from 24 m
LN98	Landed at Last	2m @ 7.56 g/t Au from 57 m
LN77	Landed at Last	4m @ 3.75 g/t Au from 48 m
LN88	Landed at Last	3m @ 4.83 g/t Au from 14 m
LN133	Landed at Last	1m @ 14.2 g/t Au from 55 m
LW29	Landed at Last	6m @ 2.29 g/t Au from 36 m
LW7	Landed at Last	3m @ 3.48 g/t Au from 31 m

Hole_ID	Prospect	Intercept Description
LN33	Landed at Last	3m @ 4.51 g/t Au from 53 m
LW9	Landed at Last	5m @ 2.7 g/t Au from 33 m
LN6	Landed at Last	4m @ 3.34 g/t Au from 31 m
LN68	Landed at Last	1m @ 12.5 g/t Au from 39 m
LN34	Landed at Last	6m @ 2.07 g/t Au from 48 m
LW44	Landed at Last	4m @ 3 g/t Au from 28 m
LW46	Landed at Last	4m @ 3 g/t Au from 43 m
LW98	Landed at Last	2m @ 5.99 g/t Au from 29 m
LN22	Landed at Last	2m @ 5.95 g/t Au from 19 m
LN94	Landed at Last	3m @ 3.93 g/t Au from 32 m
LW49	Landed at Last	3m @ 3.93 g/t Au from 33 m
LN75	Landed at Last	3m @ 3.87 g/t Au from 55 m
LW54	Landed at Last	2m @ 5.82 g/t Au from 61 m
LW79	Landed at Last	3m @ 3.8 g/t Au from 9 m
LW97A	Landed at Last	3m @ 3.8 g/t Au from 71 m
LW18	Landed at Last	2m @ 5.61 g/t Au from 46 m
LC13	Landed at Last	3m @ 3.66 g/t Au from 18 m
LN32	Landed at Last	4m @ 2.74 g/t Au from 50 m
LN63	Landed at Last	4m @ 2.7 g/t Au from 36 m
LW5	Landed at Last	3m @ 3.59 g/t Au from 8 m
LW90	Landed at Last	3m @ 3.53 g/t Au from 34 m
LN103	Landed at Last	4m @ 2.63 g/t Au from 30 m
LN66	Landed at Last	2m @ 5.19 g/t Au from 37 m
LN114	Landed at Last	4m @ 2.51 g/t Au from 24 m
LW107	Landed at Last	3m @ 3.32 g/t Au from 40 m

¹ Please refer to ASX Announcement "Metalicity Farms into Eastern Goldfields Gold Projects" dated 6 May 2019.

The Yundamindra Gold Project

Bonaparte and Golden Treasure Prospects



- ARI's maiden drilling program returned outstanding shallow, high grade results, including⁵:
 - 11m @ 2.23 g/t Au from 31m (YMRC0039)
 - 8m @ 1.5 g/t Au from 24m (YMRC0041)
 - 4m @ 3.12 g/t Au from 12m (YMRC0001)
 - 5m @ 1.62 g/t Au from 31m (YMRC0005)
- Bonaparte consists of two parallel gold lodes situated 170m apart
- Prospect remains open along strike and at depth

⁵ Please refer to ASX Announcement "Further Impressive Gold Intersections Returned at Yundamindra " dated 22 July 2024.

Bonaparte and Golden Treasure Historical Hits

- Bonaparte, Golden Treasure and Landed at Last, situated on the same structure, have the potential to increase the strike length of the mineralisation to 2.5km+.
- Results from Arika's maiden drilling, has provided validation of historical intercepts at the Bonaparte prospect, including: ¹

Hole_ID	Prospect	Significant Intercept
GB35	Bonaparte	12m @ 5.64 g/t Au from 1 m
TDN18	Golden Treasure	1m @ 48.1 g/t Au from 12 m
GB7	Bonaparte	3m @ 10.36 g/t Au from 32 m
GBE23	Bonaparte	5m @ 5.76 g/t Au from 9 m
GB69	Bonaparte	3m @ 9.11 g/t Au from 47 m
GB22	Bonaparte	2m @ 12.55 g/t Au from 53 m
TDN4	Golden Treasure	5m @ 4.78 g/t Au from 29 m
GB62	Bonaparte	3m @ 7.7 g/t Au from 38 m
GB13	Bonaparte	4m @ 5.73 g/t Au from 25 m
GBD1	Bonaparte	1m @ 20.5 g/t Au from 40 m
GBE4	Bonaparte	3m @ 6.75 g/t Au from 29 m
GBE7	Bonaparte	5m @ 3.95 g/t Au from 28 m
GB33	Bonaparte	2m @ 9.58 g/t Au from 32 m

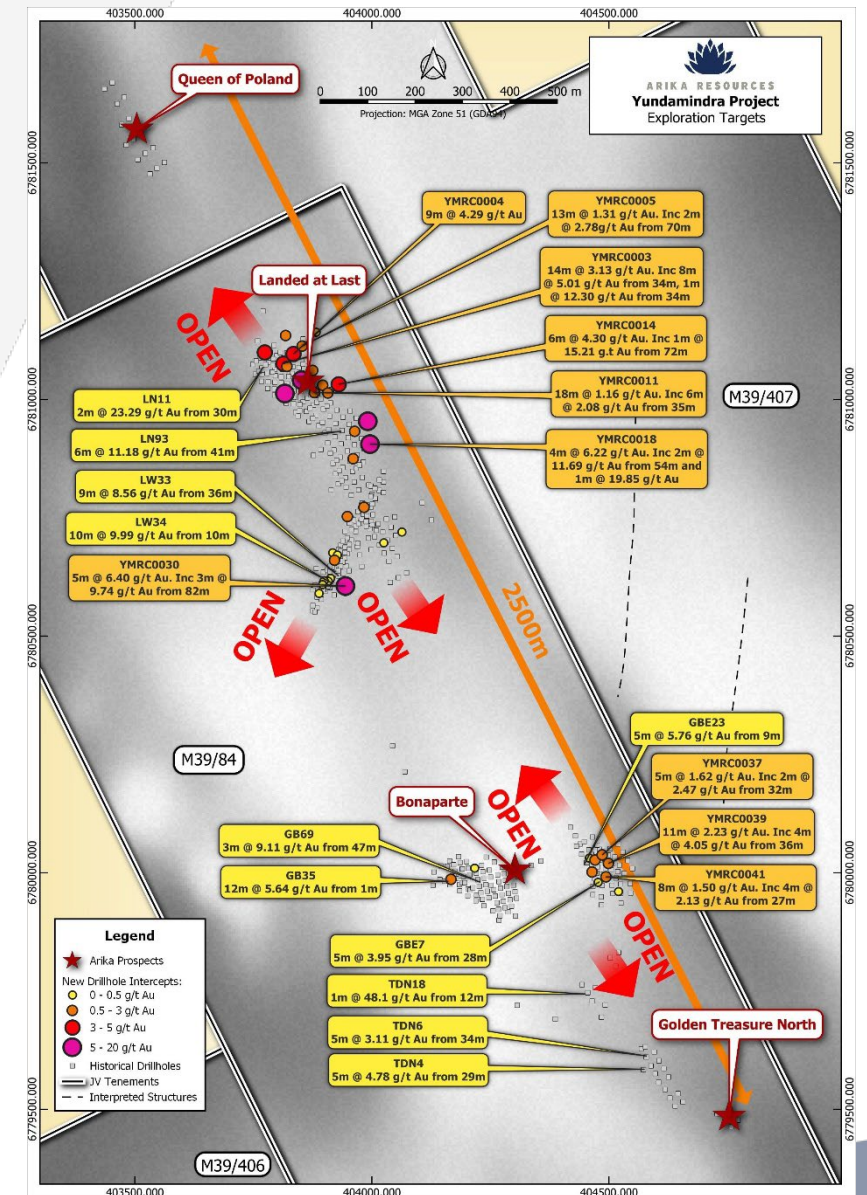
Hole_ID	Prospect	Significant Intercept
GBE29	Bonaparte	4m @ 4.42 g/t Au from 36 m
TDN6	Golden Treasure	5m @ 3.11 g/t Au from 34 m
GB58	Bonaparte	2m @ 7.3 g/t Au from 24 m
TDS4	Golden Treasure	2m @ 7.29 g/t Au from 31 m
TDS1	Golden Treasure	1m @ 14.1 g/t Au from 15 m
GT30	Golden Treasure	4m @ 3.4 g/t Au from 8 m
GBE11	Bonaparte	5m @ 2.59 g/t Au from 33 m
GB64	Bonaparte	1m @ 12.9 g/t Au from 33 m
GB75	Bonaparte	2m @ 6.14 g/t Au from 30 m
GBE8	Bonaparte	6m @ 2.03 g/t Au from 21 m
GB24	Bonaparte	2m @ 5.78 g/t Au from 52 m
GB12	Bonaparte	2m @ 5.76 g/t Au from 41 m

¹ Please refer to ASX Announcement "Metalicity Farms into Eastern Goldfields Gold Projects" dated 6 May 2019.



Greater Landed at Last Mineralisation

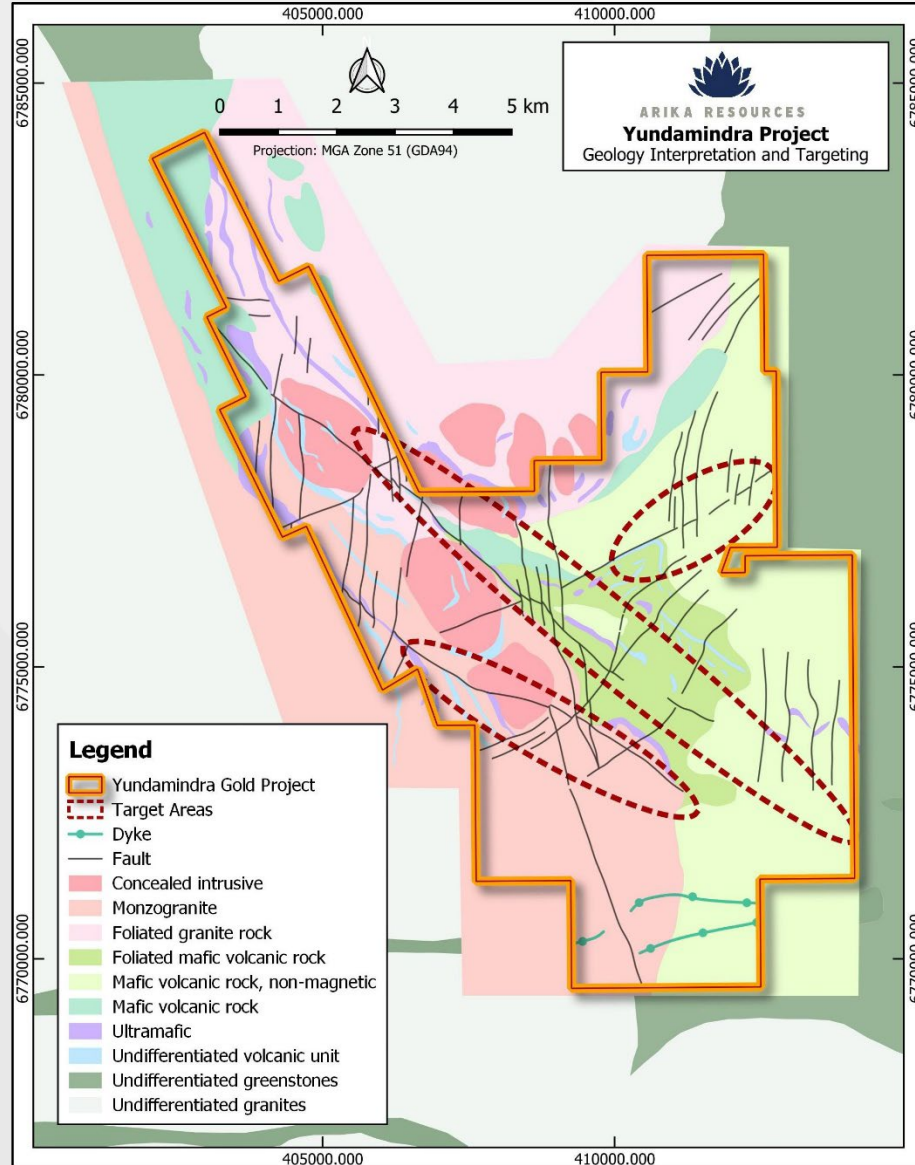
- Landed at Last mineralisation 700m in length, open at depth and along strike.
- Historical drilling insufficiently sterilised orebody leaving significant opportunity to extend mineralisation.
- Bonaparte, Golden Treasure North and Queen of Poland similarly open.
- Future extensional and definition drilling planned.
- Wide scope for a potential shallow gold orebody or system that links 4 prospects together for **2500m of mineralisation along strike**.



Yundamindra Gold Footprint



ARIKA RESOURCES



Real Scale Potential

- Over 20kms of first order structures interpreted.
- Only circa 20% of structures actually drill tested.
- 80% of potential host structures currently un-tested at depth.
- Future exploration includes extensional resource definition, brownfield and greenfield targets.
- Wide scope for higher resolution geophysical surveying and other exploration activities to add to target pipeline.
- The large footprint and existing mineralisation demonstrate the potential for a large discovery.

Pathway to accelerating development of Yundamindra

Current Standing

- High grade close to surface mineralisation
- All significant deposits on mining leases
- Within ~50km of numerous mills which could toll treat ore
- 140+ drillholes across project with significant intercepts above 4m @ 2g/t Au
- No drilling for over 10 years, and mostly aircore in 80s and 90s

Exploration Strategy

- Methodical, systematic approach to drilling
- Confirmation of historical high-grade drilling results
- Expanding known mineralisation
- Testing potential for 2.5km long gold orebody at Landed at Last
- Target new high-grade discoveries
- Increased drilling programs

Results Driven

- Recorded our longest and best intercept to date 30m @ 3.86 g/t Au
- Validation of historical high-grade drilling results
- All prospects open at depth and along strike
- Over 20km of host structures identified, with only 20% drill tested to date
- Real scale potential to Gold Footprint

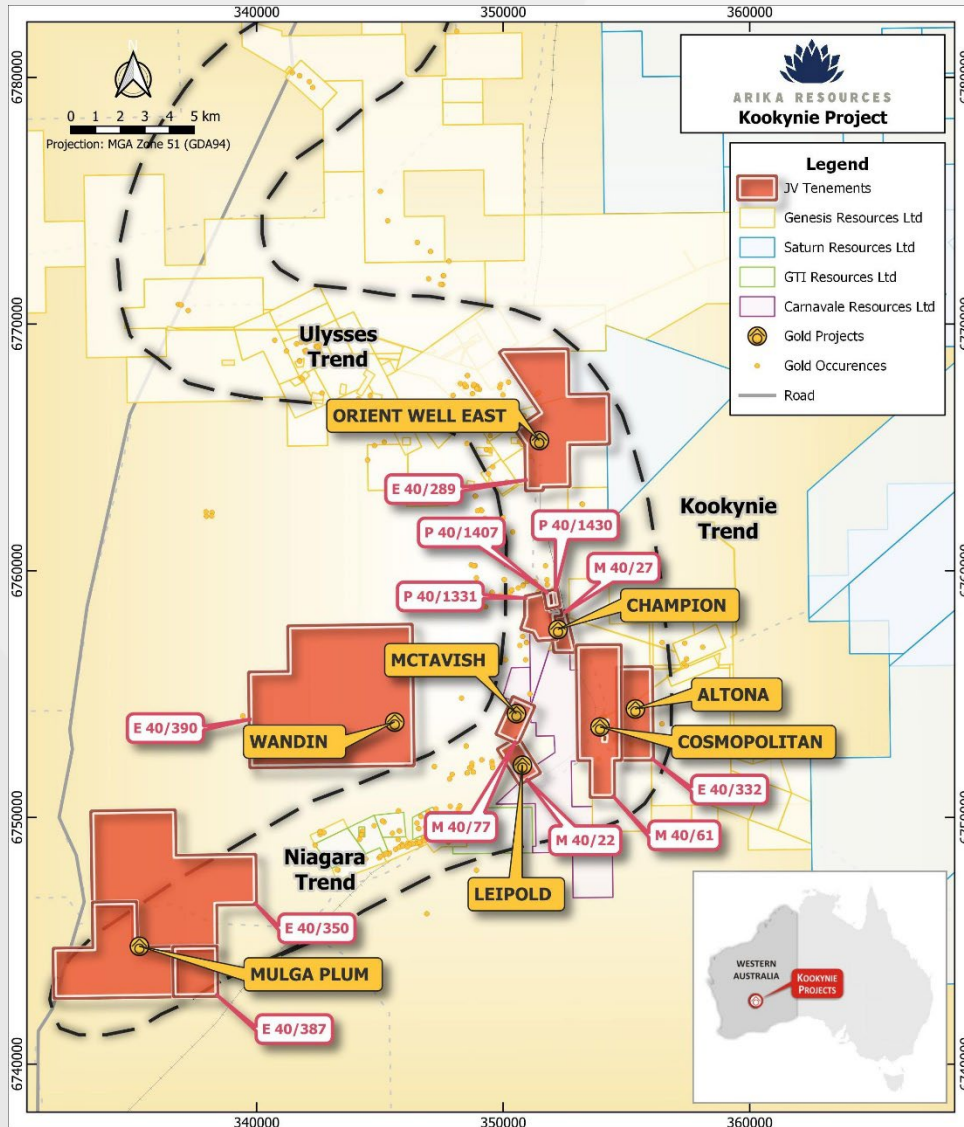
Kookynie Gold Project



The Kookynie Gold Project



ARIKA RESOURCES



- Arika Resources Limited controls circa 11,000 ha of tenure in this prolific and gold well-endowed region of Kookynie, adjacent to Genesis Minerals
- Arika Resources has completed over 10,000m of drilling at Kookynie, which have produced some significant results including^{6,7,8,9}.
 - **10m @ 7.44 g/t Au** from 108m (LPRC0049)
 - **9m @ 7.91 g/t Au** from 34m (LPRC0001)
 - **8m @ 9.33 g/t Au** from 97m, incl. 2m @ 40.84 g/t (LPRC0051)
 - **6m @ 9.4 g/t Au** from 26m (LPRC0003)
 - **5m @ 17.9 g/t Au** from 48m, incl. 1m @ 80.17 g/t (McTRC0005)
 - **4m @ 26.91 g/t Au** from 65m, incl. 1m @ 100.77 g/t (LPRC0077)
 - **4m @ 16.3 g/t Au** from 42m, incl. 3m @ 20.7 g/t (LPRC0012)
 - **3m @ 19.1 g/t Au** from 88m, incl. 1m @ 52.8 g/t (McTRC0001)
 - **2m @ 59.9 g/t Au** from 147m, incl 1m @ 118g/t (LPRC0107)
 - **2m @ 25.2 g/t Au** from 28m (CPRC0004)
- At surface 2012 JORC compliant resource of 81,000 ounces @ 1.61 g/t Au¹⁰

⁶ Refer ASX Announcement "Metalicity Reports Drill Hole Intercepts Up To 80 g/t Au & Additional Tenement Acquisition for Kookynie " dated 21 January 2020.

⁷ Refer ASX Announcement "Metalicity Continues to Deliver Spectacular Drill Hole Results for the Kookynie Gold Project " dated 25 June 2020.

⁸ Refer ASX Announcement "Metalicity Continues to Deliver Spectacular Drill Hole Results for the Kookynie Gold Project " dated 25 August 2020.

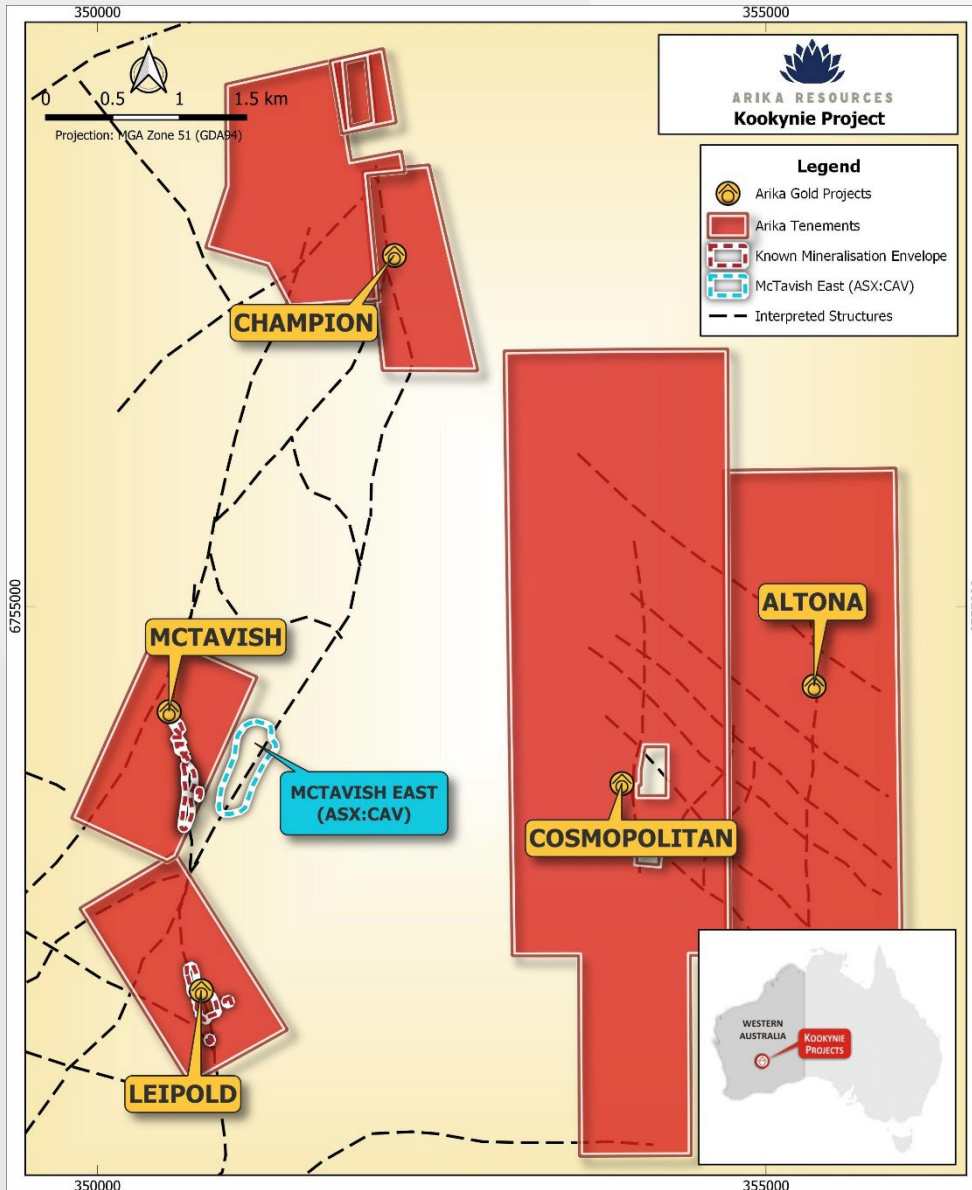
⁹ Refer ASX Announcement "Assays up to 118 g/t Au from Leipold, Kookynie Gold Project" dated 3 May 2021.

¹⁰ Please refer to ASX Announcement "Kookynie Maiden JORC 2012 Mineral Resource Estimate" dated 1 April 2022

The Kookynie Gold Project



ARIKA RESOURCES



- Significant historical and current gold endowment at Kookynie.
- The Cosmopolitan Gold Mine produced more than 331,000 ounces, between 1895 to 1922, at an average grade of 15 g/t Au¹¹.
- The Altona Gold Mine produced 88,700 ounces, between 1900 to 1965, at an average head grade of 30 g/t Au¹².
- McTavish East discovery by Carnavale Resources (ASX:CAV) evidence that gold still to be found at Kookynie¹³.
 - Analogous to Cosmopolitan in size, geometry and mineralisation style.

¹¹ Please refer to ASX Announcement "Extremely High-Grade Gold From Historical Underground Sampling At The Cosmopolitan Gold Mine" dated 9 June 2020.

¹² Please refer to ASX Announcement "Further Impressive Drill Results at Altona, Kookynie Gold Project" dated 18 March 2021.

¹³ Please refer to CAV ASX Announcement "Outstanding high-grade gold results continue to flow from the Kookynie Gold Project." dated 30 October 2023.

The Kookynie Gold Project

Maiden 2012 JORC compliant resource for Leipold, McTavish and Champion¹⁰

Kookynie Gold Project March 2022 Mineral Resource Estimate (0.5g/t Au Cut-off)

Deposit	Indicated			Inferred			Total		
	Tonnage kt	Au g/t	Au Ounces	Tonnage kt	Au g/t	Au Ounces	Tonnage kt	Au g/t	Au Ounces
Leipold	450	1.3	19,000	630	1.7	34,000	1,080	1.5	53,000
Champion				380	1.7	20,000	380	1.7	20,000
McTavish				120	2.0	8,000	120	2.0	8,000
Total	450	1.3	19,000	1,130	1.7	62,000	1,580	1.6	81,000

Substantial upside potential

- McTavish South, Cosmopolitan, Altona
- Open at depth and along strike
- All on mining leases

¹⁰ Please refer to ASX Announcement "Kookynie Maiden JORC 2012 Mineral Resource Estimate" dated 1 April 2022.

Experienced Board and Management



ARIKA RESOURCES



JUSTIN BARTON

Managing Director

- Finance and M&A
- 25+ years experience in the resource sector
- Formerly with dual listed Paladin Energy Limited and Ernst & Young



ROGER STEINEPREIS

Non-Executive Director

- Lawyer and Executive Chairman of Steinepreis Paganin
- 25+ years acting as legal advisor to a number of public companies
- Non-executive Chairman of Enegec Ltd and Director of Meeka Metals Ltd.



STEVEN WOOD

Non-Executive Director

- Previously a Director of Grange Consulting Pty Ltd
- Non-executive Director of Uvre Limited and Company Secretary for a number of ASX listed companies



ARIKA RESOURCES

ENQUIRIES

Justin Barton

Managing Director

+61 8 6500 0202

enquiries@arika.com.au

